



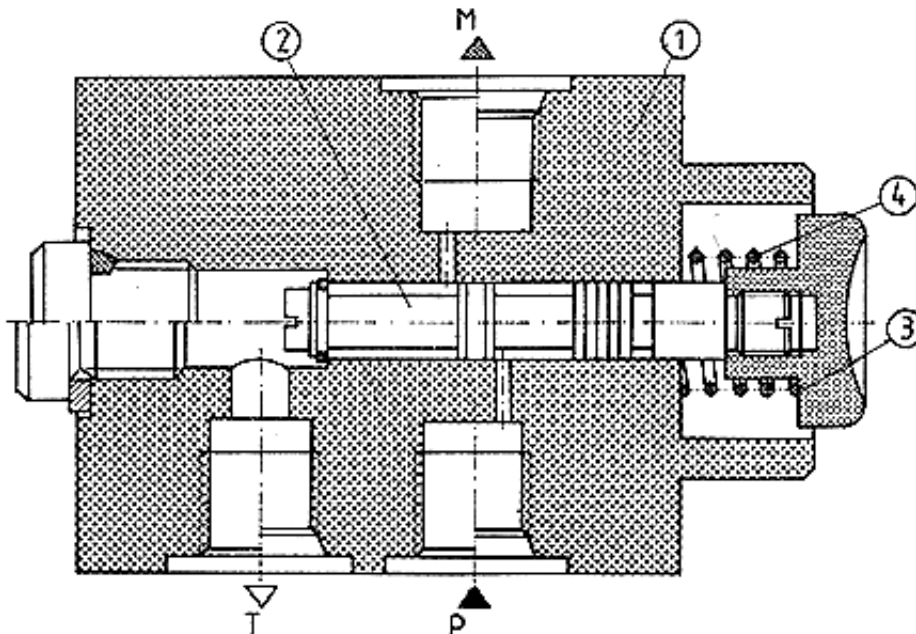

# PRESSURE GAUGE ISOLATOR VALVE TYPE UOPF 1

**WK  
450 269**

**32 MPa**

04.1999r.

Pressure gauge isolator valve serves to measure pressure in one point by means of one pressure gauge and to disconnect the pressure gauge from the pressure circuit.



## DESCRIPTION OF OPERATION

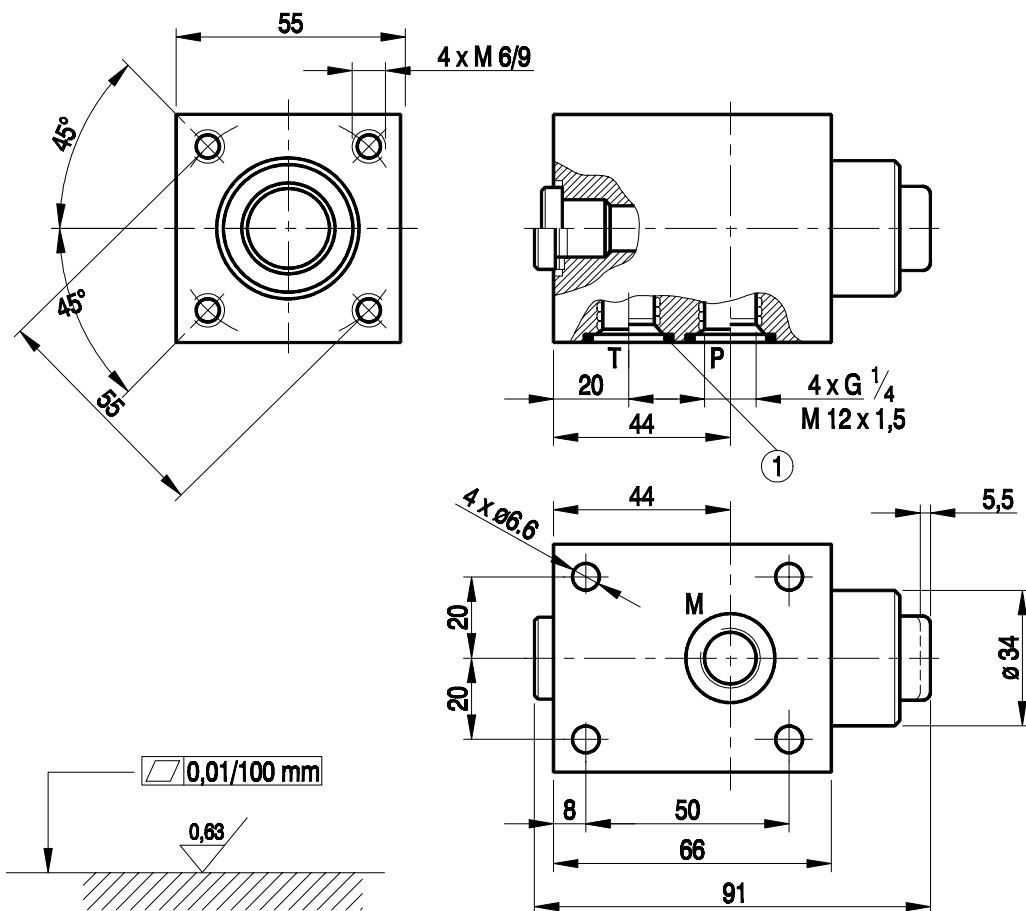
The spool 2 moving along the housing connects the pressure gauge with the pressure circuit. In initial position, flow from line P to the pressure gauge is cut off and the pressure gauge is connected to the tank (port T). When the button 3 is pushed, the spool 2 connects port P to M. There is free

flow from port P to the pressure gauge and the connection to line T is cut off. The measurement lasts as long as the button is pushed. After operation, the spool is pushed back into initial position by the spring return 4 and causes pressure unloading at the pressure gauge.

# TECHNICAL DATA

Hydraulic fluid	Mineral oil or phosphate ester
Nominal fluid viscosity	37 mm <sup>2</sup> /s at the temperature of 328 K
Viscosity range	2.8 to 380 mm <sup>2</sup> /s
Optimum working temperature ( fluid in a tank )	313 - 328 K
Fluid temperature range	243 - 343 K
Filtration	up to 16 μm ( recommended 10 μm )
Operating pressure	32 MPa
Number of measuring points	1
Weight	1.4 kg

## OVERALL DIMENSIONS

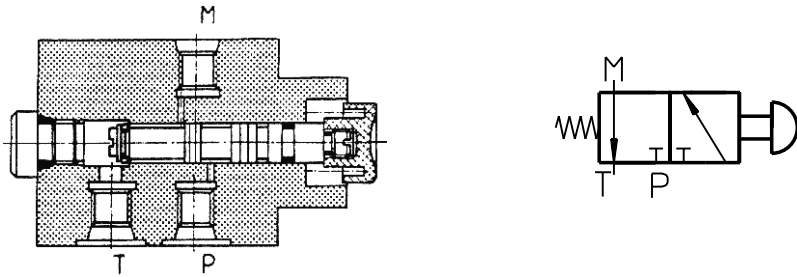


Admissible surface roughness and flatness deviation for a subplate face.

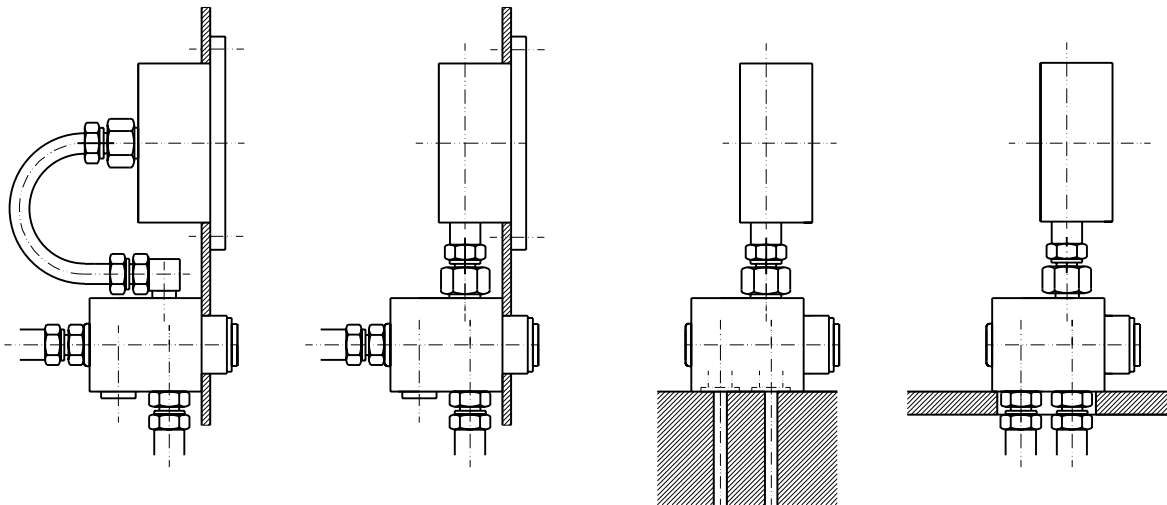
Item 1 - o-ring 16 x 3 - 2 pcs

4 fixing bolts M6 x 65 - 10.9 per PN/M - 82302 ( DIN 912 ) ( have to be ordered separately ).

Section drawing and graphical symbol

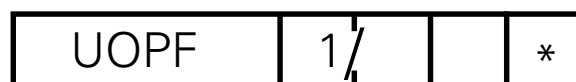


Mounting method



HOW TO ORDER

Orders coded in the way showed below should be forwarded to the manufacturer.



One pressure test point

Further requirements in clear text  
( to be agreed upon with the  
manufacturer )

Series number  
10 = 10  
( 10 - 19 ) - installation and connection  
dimensions remain unchanged

Thread type  
Metric = with no code  
1/4 " BSP - DIN/ISO 228 = R

Coding example : UOPF 1 / 10



**Q-HYDRAULIKA, Rakovník**  
Rabasova 2281, 269 01 Rakovník, tel./fax: 313 514 718  
e-mail: [info@q-hydraulika.cz](mailto:info@q-hydraulika.cz), [www.q-hydraulika.cz](http://www.q-hydraulika.cz)