



Multi-circuit gauge isolator type UOPF 4

**WK
450 472**

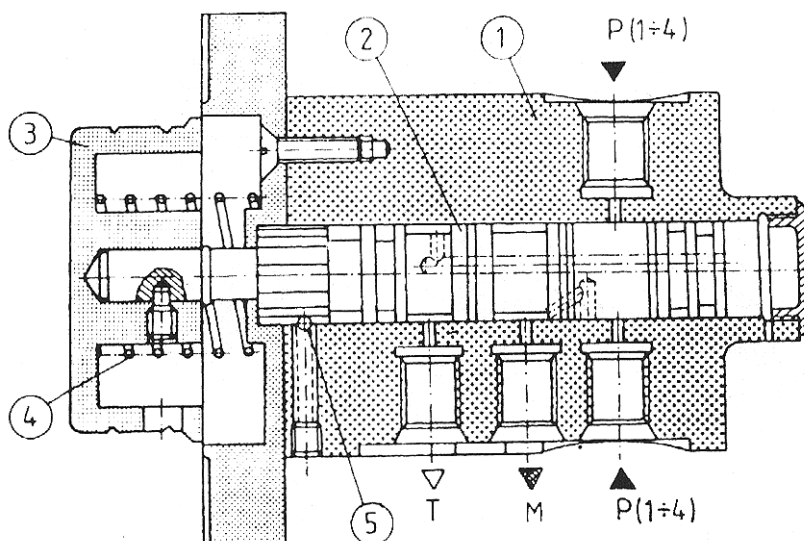
up to 32 MPa

04.1999r.



Multi-circuit gauge isolator type UOPF4 is used to measure pressure in 1 to 4 points using a single gauge.

DESCRIPTION OF OPERATION



The spool (2) moves in a drilling of the housing (1) to connect the selected test points to the gauge. In rest poition the knob (3) coupled with the spool is retracted by means of the spring (4) abd connections between the test points and the gauge " M " are cut off. The gauge is thus unloaded through connecting to the tank " T " .

Pressure indication is achieved by pressing the rotary knob in an axial direction, when the correct rotarypostion has been selected.

The built-in (5) holds this selected position and the selected test point is connected to the gauge.

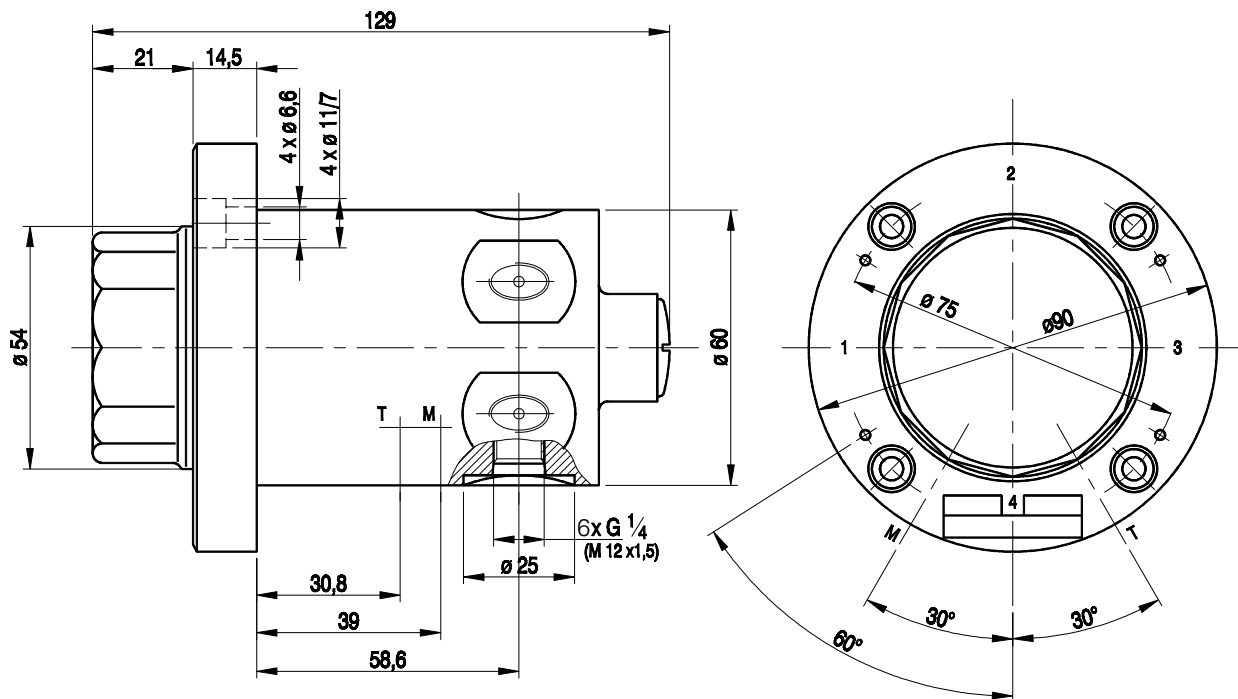
Releasing the rotary knob returns the spool to its rest position and connects the pressure gauge to the tank. The selection of test points should be done in unloaded position.

Pressure test in any circuit is not affected by pressure in other circuits.

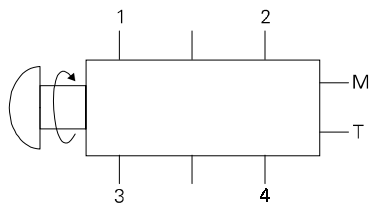
TECHNICAL DATA

Working medium	Mineral oil
Nominal fluid viscosity	37 mm ² /s at temp. 328 K
Viscosity range	2.8 ÷ 380 mm ² /s
Optimum working temperature(fluid in tank)	313 ÷ 328 K
Fluid temperature range	243 ÷ 343 K
Required filtration	16 µm (recommended 10 µm)
Working pressure	32 MPa
Test points	1 ÷ 4
Weight	2.1 kg

OVERALL DIMENSIONS

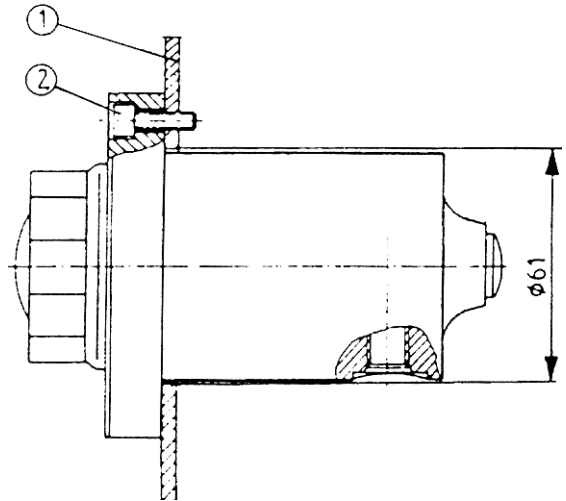


Diagram



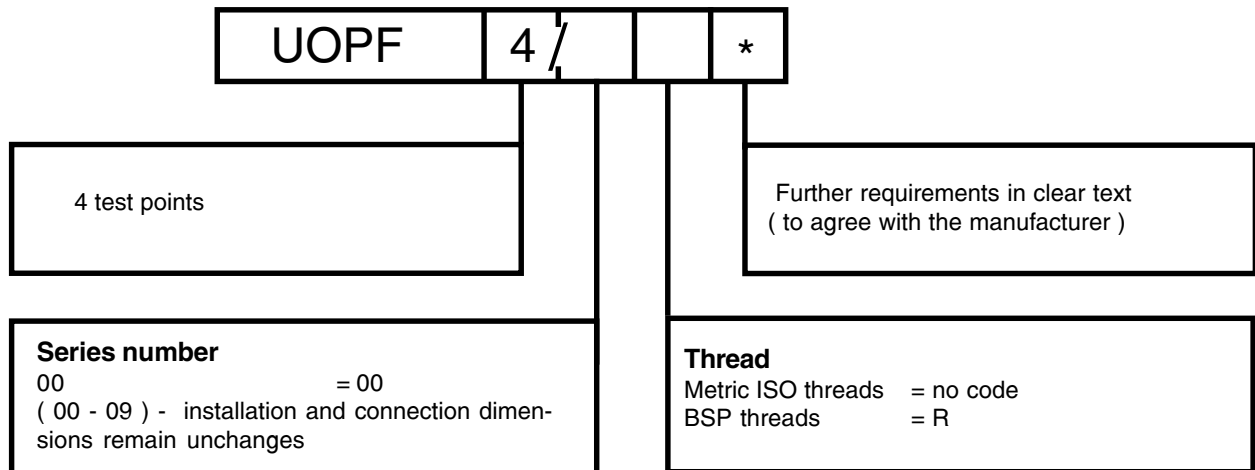
Mounting

- 1 - mounting plate
- 2 - bolt
- 4 pcs M6 x 12- 5.8 wg PN / M - 82302 (DIN 912)
(are to be ordered separately).



HOW TO ORDER

Orders coded as below should be forwarded to the manufacturer.



Example : UOPF4/ 00



Q-HYDRAULIKA, Rakovník
Rabasova 2281, 269 01 Rakovník, tel./fax: 313 514 718
e-mail: info@q-hydraulika.cz, www.q-hydraulika.cz