



# MULTI-CIRCUIT GAUGE ISOLATOR VALVE TYPE UOPF 6

**WK  
450 327**

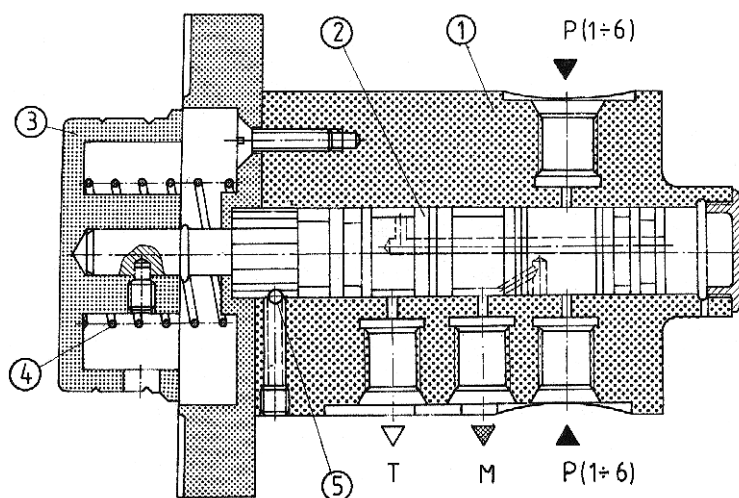
up to 32 MPa

04.1999r.



Multi-circuit pressure gauge isolator valve serves to measure pressure in six points by means of one pressure gauge.

## DESCRIPTION OF OPERATION



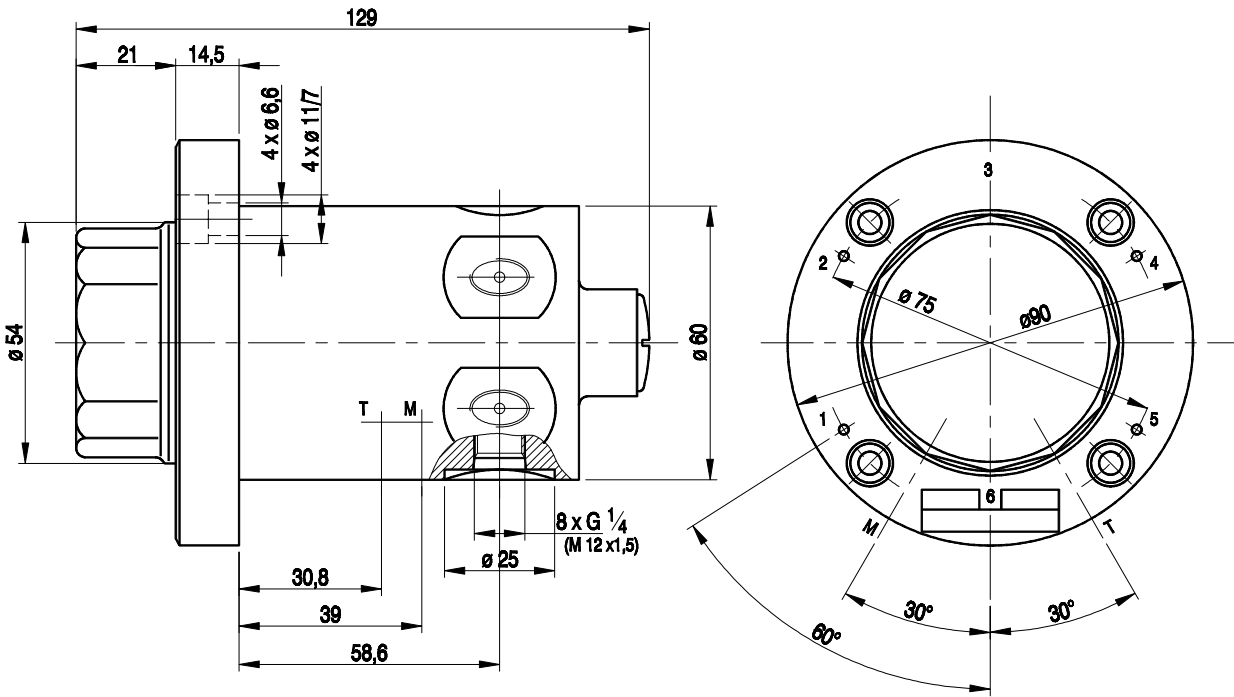
The spool 2 moving along the housing connects the pressure gauge with one measuring point. In initial position, the button 3 coupled with the spool is retracted by the spring 4 and the connection between the measuring points and the pressure gauge is cut off. The pressure gauge is thus unloaded and connected to the tank. ( port T ). The 6 measuring points are arranged at the edge at the housing. In order to test pressure at one point , the adjustment knob should be turned to desired position , fixed with the detent 5 and then pressed home.

The chosen measuring point is thus connected with the pressure gauge. The measurement lasts as long as the button is pushed. After operation, the spool is pushed back into initial position by the spring return 4 and causes pressure unloading at the pressure gauge. The pressure gauge is again connected with the tank. The selection of measuring point should be carried out at pressure unloading. Pressure test in any circuit is not influenced by pressure in other circuits.

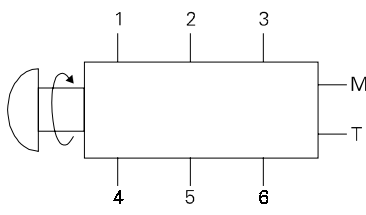
# TECHNICAL DATA

Hydraulic fluid	Mineral oil or phosphate ester
Nominal fluid viscosity	37 mm <sup>2</sup> /s at the temperature of 328 K
Viscosity range	2.8 to 380 mm <sup>2</sup> /s
Optimum working temperature( fluid in a tank )	313 - 328 K
Fluid temperature range	243 - 343 K
Filtration	up to 16 μm ( recommended 10 μm )
Operating pressure	32 MPa
Number of measuring points	1 through 6
Weight	2.1 kg

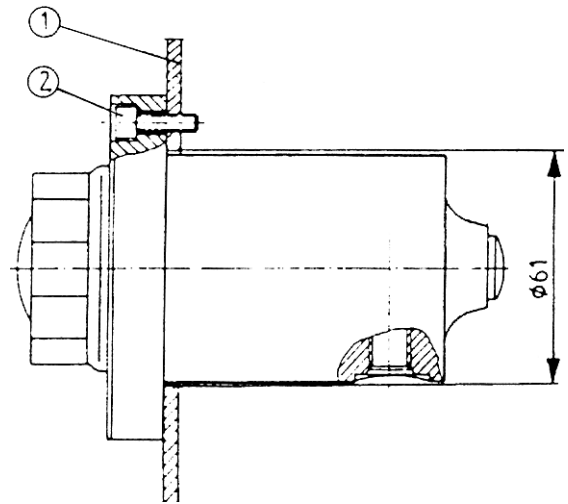
# OVERALL DIMENSIONS



# Graphical symbol



## Mounting method

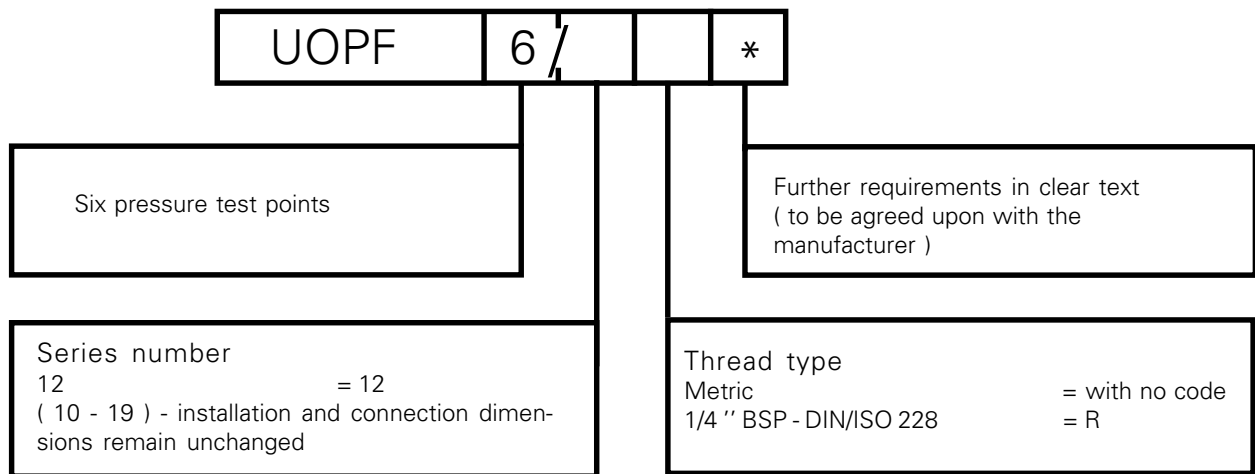


1 - mounting plate

4 fixing bolts M6 x 12- 5.8 per PN/M - 82302 ( DIN 912 )  
( have to be ordered separately ).

## HOW TO ORDER

Orders coded in the way showed below should be forwarded to the manufacturer.



Coding example : UOPF 6 / 12



**Q-HYDRAULIKA, Rakovník**  
Rabasova 2281, 269 01 Rakovník, tel./fax: 313 514 718  
e-mail: [info@q-hydraulika.cz](mailto:info@q-hydraulika.cz), [www.q-hydraulika.cz](http://www.q-hydraulika.cz)